

Leticia Citizen

Wonder Poems and Seesaw 55 min

Objective:

Students will explore and explain their curiosities by searching Wonderopolis.org, showcasing their learning through a poem and sharing on Seesaw.com.

Big Idea:

Students write poetry based on non-fiction text.

1. Warm Up / Anticipatory 10 min

Read aloud *I Wonder* By Annaka Harris. Discuss as a class what students noticed and wondered. Have students make connections to their own lives.



Resources


- <http://wg.wonderopolis.org/uploads/users/61/426/81iXA1sjqYL.jpg>

2. Investigation and New Learning 30 min


- 1.) Students write 2-3 wonderings on a post-it.
- 2.) Either independently or in partners, students choose one of their wonderings to explore on Wonderopolis.com.
- 3.) Students will read the wonder they chose.
- 4.) Students will choose from the list of poetry (* Haiku * 3-word poem * found poem * 5-senses * Acrostic * Who, What, When, Where, Why * Blackout * Limerick) to write a poem about their wonder and what they learned.

Once they have written their poem, students will complete the following activity on Seesaw.com:

1. Tap the  add button.
2. Tap the  tool to add your poem.

3. Tap the  drawing tool to add your images to support your poem. **Be sure to include the authors, wonder question, and wonder number.**

4. Tap the  and record your poem.

5. Tap the  green check to add to your journal.

Resources

- Wonder Poems http://app.seesaw.me/pages/shared_activity?share_token=-WKz-gqSRHu34KyaN3xViv&prompt_id=prompt.5769ca65-ff05-4320-abb5-6e021b8c85dc

3. Review & Check for Understanding 30 min

Once students have submitted their assignment on Seesaw.com, set aside time for them to give at least 3 classmates Purposeful Feedback (* compliment, * connection, * question).

Standards: CCSS.ELA-LITERACY.CCRA.R.1