

*Thank you
for purchasing this product.
Don't forget to rate this item!*

© Nasreen Wahid: Upper Grades Are Awesome

The original purchaser of this document is granted permission to reproduce the pages in needed quantities for the purchaser's classroom only. Minor editing is allowed; the document remains under copyright even when edited.

Duplication for other classes or by other teachers or for use in wide distribution as within a school district or on the internet in any form is strictly forbidden.

Violations are subject to the penalties of the Digital Millennium Copyright Act.

Follow Upper Grades Are Awesome

Teachers Pay Teachers

<http://teacherspayteachers.com/store/Upper-Grades-Are-Awesome>

Blog

<http://uppergradesareawesome.blogspot.com>

Facebook

<http://facebook.com/UpperGradesAreAwesome>

Special credit to →



2

Click on the "wonder words" tab. Choose three unfamiliar words and list them below. Write the meanings when you read about them.

Meaning:

Word:

Meaning:

Word:

Meaning:

Word:

Name: _____

Wonderopolis!

Wonder of the Day #:

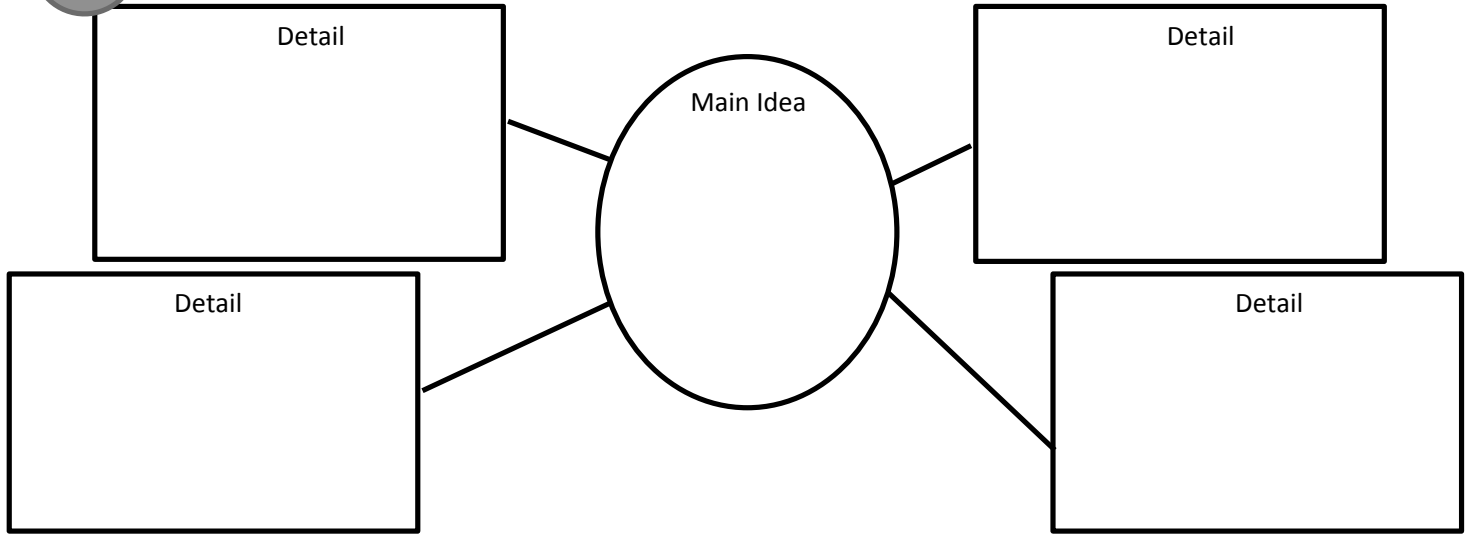
**Wonder of the Day
Question:**

1

Before you read the wonder of the day, list what you already know about the topic.

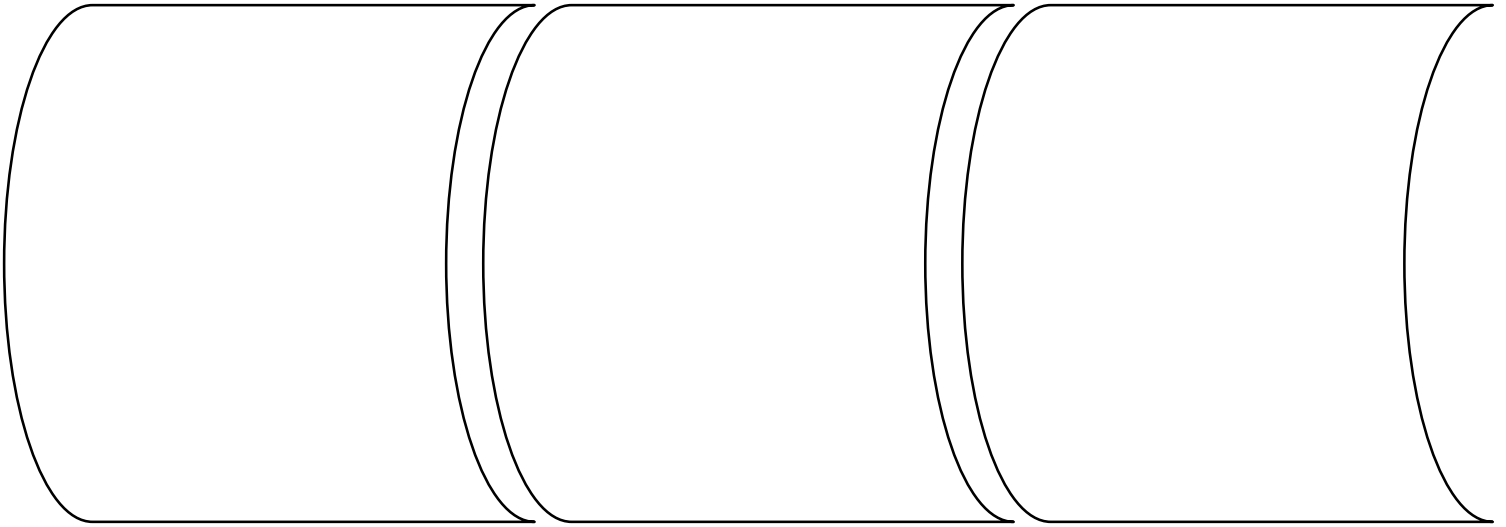
3

Read the article and then fill out the main idea and details web below. Add more details if needed!



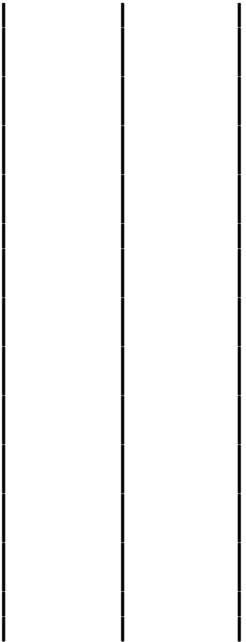

4

Now that you have read the article, explain three new things you learned. Use complete sentences and try to use "wonder words".



5

Use the box to create a drawing or diagram for the Wonder of the Day. Write a caption on the lines below.



What questions do you still have about this topic?

6

